

# RAISED CROSSING TRAINING



Raised crossings are a formidable treatment in the Safe System toolkit. Affectionately known as a wombat crossing, these are pedestrian (zebra) crossings that are placed on a flat top road hump. Not only does this provides pedestrian crossing priority, but the raised platform gives further prominence to pedestrians and encourages motorists to slow down on approach to the crossing. A recent study<sup>1</sup> showed that wombat crossings can lower casualty rates by over 60% and are effective at reducing vehicle speeds.

In this 4-part online series you'll learn the *Why* of Raised Crossings, *Who* should be able to use Raised Crossings (hint: everyone), *Where* Raised Crossings can go and *How* to design Raised Crossings. This training has been developed by some of Australia and New Zealand's most engaging and passionate road safety practitioners and researchers. Each presenter is invested in creating safe and fair transport infrastructure to encourage activity throughout the entire community, with Raised Crossings an essential part of reaching this goal.

## THIS INTERACTIVE PROGRAM GIVES YOU

- Learn from your **home or office**
- Complete the **field exercise near your home**
- Phone & email support throughout the program
- Supportive peer learning group via chat functionality
- **Engaging** content including live modules, quizzes, case studies, 360 footage and prizes to keep you motivated
- **Education pack** delivered to your door

## SUCCESSFUL COMPLETION

- In order to successfully complete this program, you must:
- Attend a minimum of 3 out of 4 live webinars (all webinars are recorded and available to review), and view any not attended.
  - Satisfactory completion of all set tasks - including quizzes, exercises/assignments, & site visit.
  - Achieve an average 80% pass mark on all quizzes (up to three attempts with one-on-one coaching available if required)

## FOR MORE INFORMATION

Training@SafeSystemSolutions.com.au +61 3 9381 2222

This training may assist you with putting together your application for grant funding available in Australia & New Zealand such as: Federal Blackspot Program, Safer Roads Program, TAC Small Scale Infrastructure Grants Program, Safe Travel on Local Streets, Victoria's Big Build, Streets for People Program, Safe and Liveable Urban Communities Program.

[1] Makwasha, T., & Turner, B. (2017). Safety of raised platforms on urban roads. *Journal of the Australasian College of Road Safety*, 28(2), 20-27.

**STARTS 4 JULY 2023**

## TIME COMMITMENT (OVER 2 WEEKS)

Live Webinar participation -	8 hours
Assignment work -	2 hours
Quiz questions -	40 minutes
<b>Total (CPD Hours)</b>	<b>~11 hours</b>

## WHO SHOULD REGISTER?

- State and Local government personnel
- Engineers, planners, designers, traffic managers
- Consultants involved in road safety auditing
- Road Safety practitioners

## COST (PER PERSON)









<b>AU Residents</b>	<b>AUD \$1100 (GST inclusive)</b>
<b>NZ Residents</b>	<b>AUD \$1000 (GST free)</b>
<b>* Waka Kotahi subsidise</b>	<b>AUD \$135 (GST free)</b>
<i>* Limited number of subsidised places for NZ council participants</i>	



# RAISED CROSSING TRAINING

[CLICK HERE TO REGISTER](#)

## COURSE STRUCTURE

DATE	MODULE	PRESENTER
<p><b>Tuesday 4 July 2023</b></p> <p>10am – 12noon - AEST 12noon – 2pm - NZST</p>	<p><b>Module 1 – The Why</b></p> <ul style="list-style-type: none"> <li>The comprehensive and multi-faceted benefits of active travel</li> <li>The fundamental role of walking as a sustainable transport mode</li> <li>The key strategic and planning steps to include walking</li> <li>The key gaps in our road management and infrastructure</li> <li>The importance and key advantages of raised pedestrian crossings</li> </ul>	 <p><b>Hafez Alavi</b>  Transport Lead HA Consulting</p>
<p><b>Thursday 6 July 2023</b></p> <p>10am – 12noon - AEST 12noon – 2pm - NZST</p>	<p><b>Module 2 – The Who</b></p> <ul style="list-style-type: none"> <li>Recap from Module 1</li> <li>Why inclusion is important</li> <li>Micromobility and Cyclist behaviour: who are they?</li> <li>Driver behaviour: what's that got to do with inclusion?</li> <li>Inclusive access design principles: SOS</li> <li>Disability sector engagement</li> <li>Monitoring &amp; evaluation</li> </ul>	 <p><b>Bridget Doran</b>  Principal Researcher MRCagney</p>
<p><b>Tuesday 11 July 2023</b></p> <p>10am – 12noon - AEST 12noon – 2pm - NZST</p>	<p><b>Module 3 – The Where</b></p> <ul style="list-style-type: none"> <li>Recap from Module 2</li> <li>Where can raised priority crossings be installed on traffic networks?</li> <li>Easy, moderate, and difficult corridors when considering raised crossings</li> <li>What types of places can raised crossings support?</li> <li>How to identify where crossings are most needed, and where to install a raised priority crossing to support communities</li> <li>Building a business case for a raised crossing program</li> </ul>	 <p><b>Prue Oswin</b>  Active Transport Engineer Sidelines Traffic</p>
<p><b>Thursday 13 July 2023</b></p> <p>10am – 12noon - AEST 12noon – 2pm - NZST</p>	<p><b>Module 4 – The How</b></p> <ul style="list-style-type: none"> <li>How to position a raised crossing considering pedestrian/cyclist desire line, but also traffic operations and cost efficiencies with existing infrastructure</li> <li>Calculating appropriate ramp grades for different desired vehicle speeds</li> <li>Catering for heavy vehicles and buses</li> <li>Understanding basic lighting requirements</li> <li>Understanding basic drainage requirements</li> <li>Understanding key signage and line marking principles</li> <li>Knowing common issues</li> <li>Course summary</li> </ul>	 <p><b>Kenn Beer</b>  Principal Engineer Safe System Solutions Pty Ltd</p>

\*\*\*Webinar timing in Australian Eastern Standard Time (AEST) and/or New Zealand Standard Time (NZST) unless otherwise indicated