




SAFE SYSTEM SYNOPSIS

Safe System Audit


New Zealand



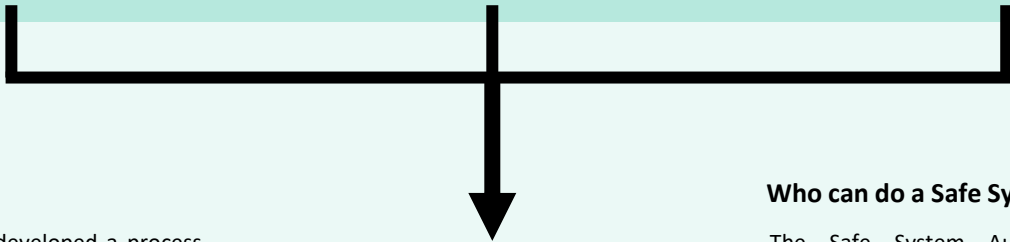

Austrorads Guide to Road Safety Part 6 (2022)



NZ Road Safety Audit Procedures for Projects (2013)



Safe System Assessment Framework (2016)

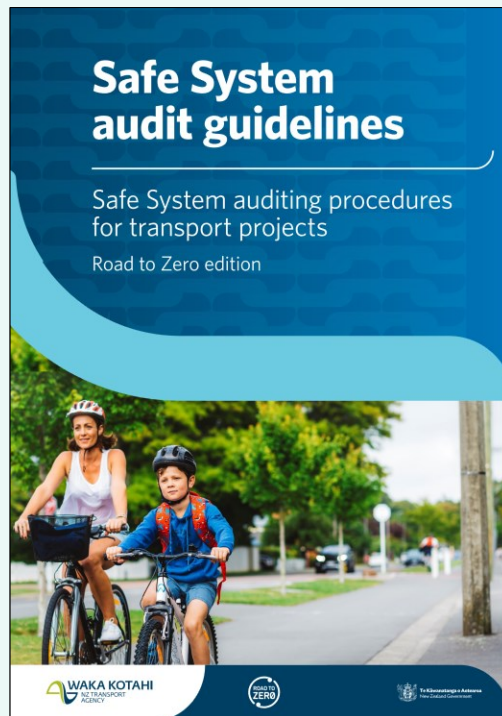


What is it?

Waka Kotahi has developed a process that front-ends a **Road Safety Audit** with a **Safe System Assessment** and they call it a Safe System Audit. The process requires skills in both Safe System Assessing and Road Safety Auditing, and brings the **best of both processes** into the one document

Why?

Aotearoa has committed to the implementation of the Safe System approach to road safety. It forms the basis of **Vision Zero**, and is central to **Road to Zero** – New Zealand’s road safety plan. While Road Safety Audits have provided wonderful road safety benefits over the last 30 years in New Zealand, there are elements of the operational processes the sometimes doesn’t align as well as it could with Safe System principles. To adjust this, the New Zealand government has developed the Safe System Audit process.



Who can do a Safe System Audit?

The Safe System Audit should be conducted by:

- **A team** of people that have either attended the Waka Kotahi **Safe System engineering workshop** or the **Safe System Solutions Pty Ltd Safe System Assessment and Road Safety Audit training courses**.
- Team members with skills in the Safe System Assessment process and the Road Safety Audit process.
- **Team leader** with typically **10 years minimum audit experience** with a wide range of Safe System engineering experience.
- **Independent** of the client, designer, or contractor. Should be from **‘other organisations’**.
- **Observers** can be included for training.
- **Specialist safety auditors** may need to be co-opted onto the team for specific project contextual issues.
- There is currently no formal accreditation scheme in NZ so **certificates of successful completion** of the Waka Kotahi and Safe System Solutions Pty Ltd courses is expected.



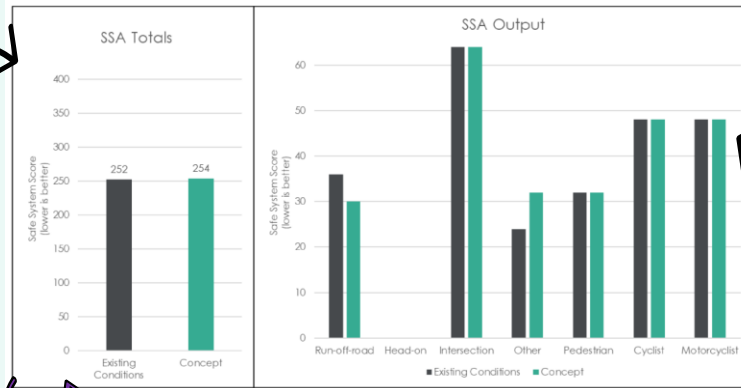
SAFE SYSTEM SYNOPSIS

Safe System Audit



New Zealand

Step 1: Safe System Assessment



Output from a Safe System Assessment quantifies alignment with Safe System principles

The RSA component of the Safe System Audit should be referring back to the Safe System Assessment component, and vice versa.

New risk matrix for the Road Safety Audit component with a 4 x 4 structure

Step 2: Road Safety Audit

		Severity outcome			
		Non-injury	Minor	Serious	Fatal
		Property damage only (PDO)	Injury which is not 'serious' but requires first aid, or which causes discomfort or pain to the person injured.	Injury (fracture, concussion, severe cuts or other injury) requiring medical treatment or removal to and retention in hospital.	A death occurring as the result of injuries sustained in a road crash within 30 days of the crash.
Probability of a crash	Very likely	Minor	Moderate	Serious	Serious
	Likely	Minor	Moderate	Serious	Serious
	Unlikely	Minor	Minor	Significant	Serious
	Very unlikely	Minor	Minor	Significant	Significant

More info about the severity outcomes

Anything to the right of the line are issues with severity above Safe System thresholds

Probability of crash now on the y-axis

Want to become a Safe System Auditor?

NZ Road Safety Audit course, email us at: training@SafeSystemSolutions.com.au
 NZ Safe System Assessment course, email us at: training@SafeSystemSolutions.com.au

Want more information?

Guidelines: <https://www.nzta.govt.nz/assets/resources/road-safety-audit-procedures/docs/safe-system-audit-guidelines.pdf>
 Template: <https://www.nzta.govt.nz/assets/resources/road-safety-audit-procedures/docs/safe-system-audit-template.docx>



SAFE SYSTEM SOLUTIONS PTY LTD

